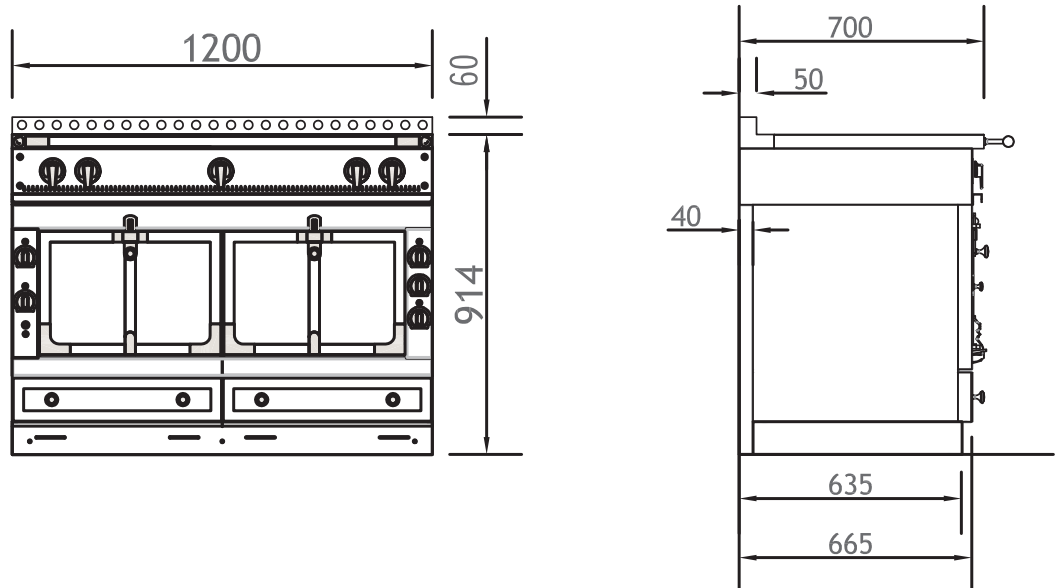


120 & 120 WD: G42 & G41



The Chateau 120 range embodies an impressive cooking capability in a deceptively small package. Measuring nearly 48", this robust range features two vaulted ovens, one gas and one electric, and seven possible rangetop configurations. A Châtelet 120 is also available, which features one standard gas or electric oven and one warming cupboard.



SPECIFICATIONS

CHÂTEAU 120 & 120 WD: G42 & G41

1200 W x 700 D x 920 H (mm)
47.2 W x 27.6 D x 36 H (inches)
Approx. 490 lb. uncrated, 780 lb. crated
Choice of 7 top configurations

3-Element Cooktop configuration starting from \$42,400

4-Element with induction Cooktop configuration starting from \$46,200

STANDARD FEATURES INCLUDE:

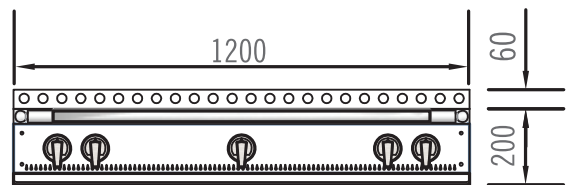
- 1 Vaulted Gas Oven with Electric Broiler 16.8W x 19.8D x 11.8H – 2.3 cubic feet (left)
- 1 Vaulted Electric Oven with Electric Broiler 16.8W x 17.5D x 11.8H – 2.0 cubic feet (right)

CHÂTEAU RANGETOP 120: T42

1200 W x 700 D x 200 H (mm)
47.2 W x 27.6 D x 7.9 H (inches)
Approx. 200 lb. uncrated, 300 lb. crated
Choice of 7 top configurations

3-Element Cooktop configuration starting from \$14,500

4-Element with induction Cooktop configuration starting from \$16,100



LE CHÂTEAU OPTIONS

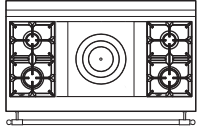
Enamel and Metal Body Options: Chateau ranges are available in a variety of 48 enamel or metal body finishes, and can also be customized in a one-of-a-kind color. Prices may vary depending on colors selected.

Trim Options: Polished Brass, Brushed Brass, Brushed Stainless Steel, Brushed Nickel, Polished Chrome, Polished Copper, Matte Black, Black Shiny Chrome, Bronze, Brushed Copper and Polished Stainless Steel.




120 & 120 WD: G42 & G41

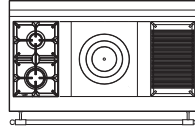
RANGETOP CONFIGURATIONS




120 US E0
 2 gas burners (small burner at the back)
 1 Plaque "French Top" (large)
 2 gas burners (small burner at the back)



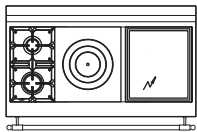
120 US E1
 2 gas burners (small burner at the back)
 1 maxi burner
 2 gas burners (small burner at the back)



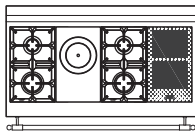
120 US E2
 2 gas burners (small burner at the back)
 1 Plaque "French Top" (large)
 1 gas lava-rock grill




120 US E4*
 2 gas burners (small burner at the back)
 1 Plaque "French Top" (large)
 2 induction plates



120 US E5
 2 gas burners (small burner at the back)
 1 Plaque "French Top" (large)
 1 large electric Teppan-Yaki



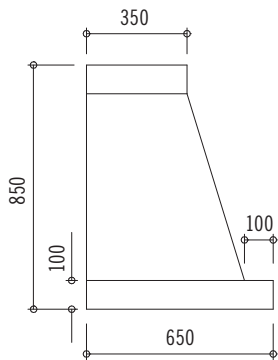
120 US ED*
 2 gas burners (small burner at the back)
 1 Plaque "French Top" (small)
 2 gas burners (small burner at the back)
 2 induction plates



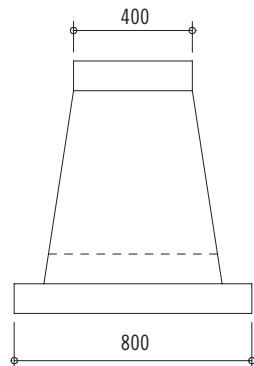
120 US EF
 2 gas burners (small burner at the back)
 1 maxi burner
 1 large electric Teppan-Yaki

*Induction element incurs an upcharge of \$2,200 per element

CHÂTEAU SERIES HOODS



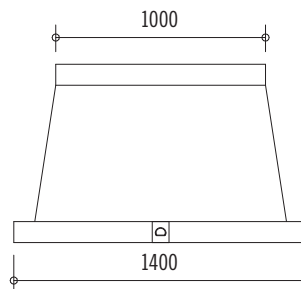
Standard Configuration Wall Hood
 Side View



Standard Configuration Island Hood
 Side View

Since every installation is unique, Hotte Chateau hoods are sold without a blower system, as a shell-only. Motorized hoods are available for standard wall-mounted Hotte Chateau. Please contact your local HVAC contractor to discuss specific installation requirements. La Cornue does offer standard Chateau hood models with blower option, as noted below. For custom inserts, please inquire with Purcell Murray directly.

Traditional wall mounted hood. Island Hoods are also available. Custom Hoods available by quote. Hood height may be increased up to 1500 mm/ 59 inches by adding height to the upper band (total maximum height would be 2250 mm/88.5 inches).



HOTTE CHATEAU 120: H42T0
 1400 W x 850 H x 650 D (mm)
 55.1 W x 33.5 H x 25.6 D (inches)
Shell-Only Starting from \$9,600
Mortorized Hood Starting from \$12,400
Island configuration: H42C0
Starting from \$16,500

*Motorized Factory installed blower and liner are available for the Chateau Hotte wall mounted hoods only. Motorized hoods include a 1200 CFM blower for all one oven cookers. They also include, liner, lights, mesh magnetic filters and a remote control.